





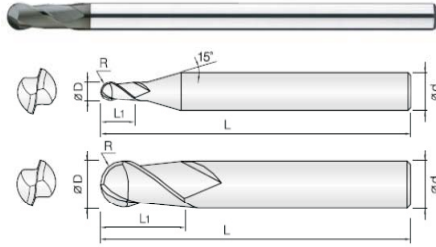
C00 Series FOR COMPOSITE



Tool Selection Index

Hardness	EDP. NO	Appearance	Flutes	Types	Page
	C30		2F	Ball End Mills for Composite	233
	C01		4&6	Router for Composite	234
	C02-C03		4~12	Router for Composite	235
	C04-C05		2F	Diamond Coated Drill	236

2 Flutes Ball End Mills for Composite



Endmills for CFRP, glass/carbon fiber, copper, copper alloy, nonferrous and non-metallic materials.
 Outstanding performance in machining of various composite materials.
 Excellent wear resistance by applying high hardness coating layer.
 Minimize built up edge by low friction diamond coating technology.

Cutting Data	Size	D Tolerance
	D ≤ Φ6	+0~ -0.01mm
P238	D > Φ6	+0~ -0.015mm

Type	Part Number	Dimensions in mm					d	
		R X D	L1	L2	L			
	C30005010H04Z2-DIA	0.25R X 0.5	1		50	4		
	C30006012H04Z2-DIA	0.3R X 0.6	1.2		50	4		
	C30008020H04Z2-DIA	0.4R X 0.8	2		50	4		
	C30010025H04Z2-DIA	0.5R X 1	2.5		50	4		
	C30015040H04Z2-DIA	0.75R X 1.5	4		50	4		
	C30020050H04Z2-DIA	1R X 2	5		50	4		
	C30025060H04Z2-DIA	1.25R X 2.5	6		50	4		
	C30030080H06Z2-DIA	1.5R X 3	8		60	6		
	C30040080H06Z2-DIA	2R X 4	8		70	6		
	C30050100H06Z2-DIA	2.5R X 5	10		80	6		
	C30060120080Z2-DIA	3R X 6	12		80	6		
	C30060120105Z2-DIA	3R X 6	12		105	6		
	C30080140080Z2-DIA	4R X 8	14		80	8		
	C30080140105Z2-DIA	4R X 8	14		105	8		
	C30100180080Z2-DIA	5R X 10	18		80	10		
C30100180105Z2-DIA	5R X 10	18		105	10			
C30120220080Z2-DIA	6R X 12	22		80	12			
C30120220105Z2-DIA	6R X 12	22		105	12			

3~6 Flutes Compression Router for Composite




Router for CFRP, glass/carbon fiber, nonferrous and non-metallic materials.
 No up-moving work material at wall cutting.
 No burr in work materials.
 Excellent wear resistance by applying high hardness coating layer.
 Minimize built up edge by low friction diamond coating technology.

Size	D Tolerance
D ≤ Φ12	+0~ -0.02mm

Type	Part Number	Dimensions in mm					Coating
		D	L1	L2	L	d	
	C01060200H06Z3-DLC	6	5	20	70	6	DLC
	C01080250H08Z3-DLC	8	5	25	80	8	DLC
	C01100270H10Z3-DLC	10	6	27	80	10	DLC
	C01120300H12Z3-DLC	12	6	30	80	12	DLC
	C01060200H06Z4-DIA	6	5	20	70	6	DIA
	C01080250H08Z6-DIA	8	5	25	80	8	DIA
	C01100270H10Z6-DIA	10	6	27	80	10	DIA
	C01120300H12Z6-DIA	12	6	30	80	12	DIA
UWC							
DIA. Coating							
D +0~0.02 Φ6 - Φ12							
30° Helix Angle							

4~12 Flutes Router for Composite



Router for CFRP, glass/carbon fiber, nonferrous and non-metallic materials.

Outstanding performance in roughing of various composite materials.

A type has two bottom edges and excellent performance in vertical, horizontal machining.

B type has many bottom edges and optimized for slotting.


Excellent wear resistance by applying high hardness coating layer.

Minimize built up edge by low friction diamond coating technology.

Size	D Tolerance
D ≤ Φ5	+0~ -0.01mm
D > Φ5	+0~ -0.02mm

Type	Part Number	Dimensions in mm					Category
		D	L1	L2	L	d	
4	C02040160H04Z4-DIA	4	16		60	4	A
	C03040160H04Z4-DIA	4	16		60	4	B
6	C02050200H06Z6-DIA	5	20		60	6	A
	C03050200H06Z6-DIA	5	20		60	6	B
8	C02060200H06Z6-DIA	6	20		70	6	A
	C03060200H06Z6-DIA	6	20		70	6	B
10	C02080250H08Z8-DIA	8	25		80	8	A
	C03080250H08Z8-DIA	8	25		80	8	B
12	C02100270H10Z10-DIA	10	27		80	8	A
	C03100270H10Z10-DIA	10	27		80	8	B
UWC	C02120300H12Z12-DIA	12	30		80	10	A
	C03120300H12Z12-DIA	12	30		80	10	B
DIA. Coating							
D +0~-0.01 Φ4 - Φ5							
D +0~-0.02 Φ6 - Φ12							
30° Helix Angle							

2 Flutes Diamond Coated Drills for Composite



Endmills for CFRP, glass/carbon fiber, copper, copper alloy, nonferrous and non-metallic materials.

Outstanding performance in machining of various composite materials.

Excellent wear resistance by applying high hardness coating layer.

Minimize built up edge by low friction diamond coating technology.

Size	D Tolerance
D ≤ Φ5.5	+0~ -0.01mm
D > Φ5.5	+0~ -0.02mm

Type	Part Number	Dimensions in mm					Category
		D	L1	L2	L	d	
2	C04020160H04Z2-DIA	2	16		60	4	A
	C04023180H04Z2-DIA	2.3	18		60	4	A
UWC	C04025200H04Z2-DIA	2.5 X M3	20		60	4	A
	C04030220H04Z2-DIA	3	22		60	4	A
DIA. Coating	C04033230H04Z2-DIA	3.3 X M4	23		60	4	A
	C04035270H04Z2-DIA	3.5	27		60	4	A
D +0~-0.01 Φ2 - Φ5.5	C04040300H04Z2-DIA	4	30		60	4	A
	C04042300H06Z2-DIA	4.2 X M5	30		80	6	A
D +0~-0.02 Φ6 - Φ12	C04045330H06Z2-DIA	4.5	33		80	6	A
	C04050360H06Z2-DIA	5 X M6	36		80	6	A
20° Helix Angle	C04055380H06Z2-DIA	5.5	38		80	6	A
	C04060380H06Z2-DIA	6	38		80	6	A
DIA. Coating	C04065450H08Z2-DIA	6.5	45		90	8	A
	C04068450H08Z2-DIA	6.8 X M8	45		90	8	A
D +0~-0.01 Φ2 - Φ5.5	C04070450H08Z2-DIA	7	45		90	8	A
	C04075480H08Z2-DIA	7.5	48		90	8	A
D +0~-0.02 Φ6 - Φ12	C04080480H08Z2-DIA	8	48		90	8	A
	C04085510H10Z2-DIA	8.5 X M10	51		105	10	A
20° Helix Angle	C04090540H10Z2-DIA	9	54		105	10	A
	C04095540H10Z2-DIA	9.5	54		105	10	A
DIA. Coating	C04100600H10Z2-DIA	10	60		105	10	A
	C04103600H12Z2-DIA	10.3 X M12	60		105	12	A
D +0~-0.01 Φ4 - Φ5	C04105600H12Z2-DIA	10.5	60		105	12	A
	C04110650H12Z2-DIA	11	65		105	12	A
D +0~-0.02 Φ6 - Φ12	C04115650H12Z2-DIA	11.5	65		105	12	A
	C04120700H12Z2-DIA	12	70		120	12	A
UWC	C05020160H04Z2-DIA	2	16		60	4	B
	C05023180H04Z2-DIA	2.3	18		60	4	B
DIA. Coating	C05025200H04Z2-DIA	2.5 X M3	20		60	4	B
	C05030220H04Z2-DIA	3	22		60	4	B
D +0~-0.01 Φ4 - Φ5	C05033230H04Z2-DIA	3.3 X M4	23		60	4	B
	C05035270H04Z2-DIA	3.5	27		60	4	B
D +0~-0.02 Φ6 - Φ12	C05040300H04Z2-DIA	4	30		60	4	B
	C05042300H06Z2-DIA	4.2 X M5	30		80	6	B
UWC	C05045330H06Z2-DIA	4.5	33		80	6	B
	C05050360H06Z2-DIA	5 X M6	36		80	6	B
DIA. Coating	C05055380H06Z2-DIA	5.5	38		80	6	B
	C05060380H06Z2-DIA	6	38		80	6	B
D +0~-0.01 Φ4 - Φ5	C05065450H08Z2-DIA	6.5	45		90	8	B
	C05068450H08Z2-DIA	6.8 X M8	45		90	8	B
D +0~-0.02 Φ6 - Φ12	C05070450H08Z2-DIA	7	45		90	8	B
	C05075480H08Z2-DIA	7.5	48		90	8	B
UWC	C05080480H08Z2-DIA	8	48		90	8	B
	C05085510H10Z2-DIA	8.5 X M10	51		105	10	B
DIA. Coating	C05090540H10Z2-DIA	9	54		105	10	B
	C05095540H10Z2-DIA	9.5	54		105	10	B
D +0~-0.01 Φ4 - Φ5	C05100600H10Z2-DIA	10	60		105	10	B
	C05103600H12Z2-DIA	10.3 X M12	60		105	12	B

